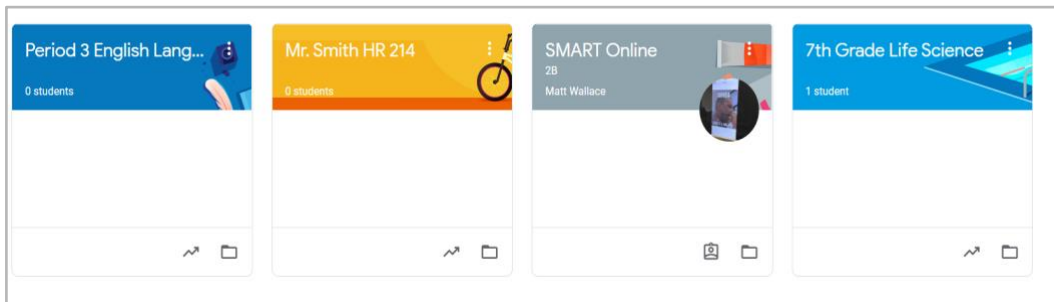



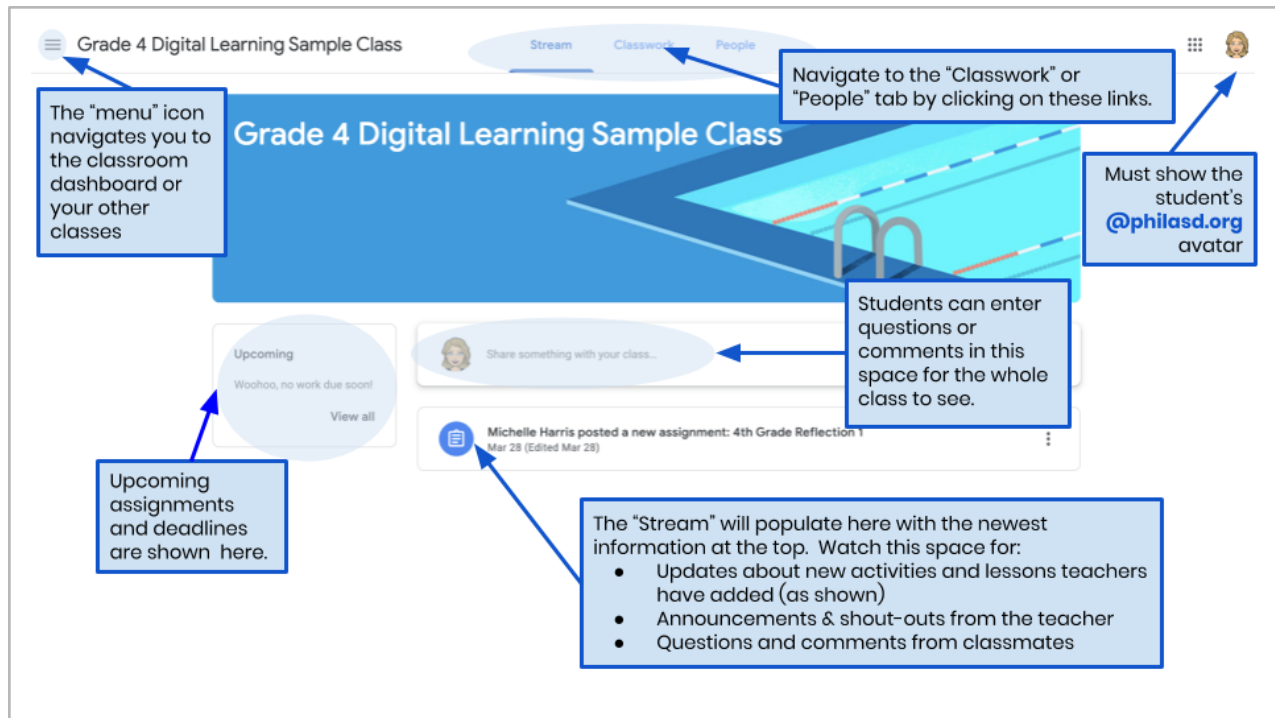


If you would like to login to your child's Google Classrooms to see and access digital learning activities, follow these directions:

1. Turn on your child's Chromebook and login with their school district username (student id#) and password.
2. Access Google Classroom through Infinite Campus:
 - Select the Message Center to access student resources. Scroll until you find G Suite Applications and select Google Classroom.
 - This will bring you to your student's classroom dashboard, where you will see cards for each class as shown below. Select a class by clicking on the card.

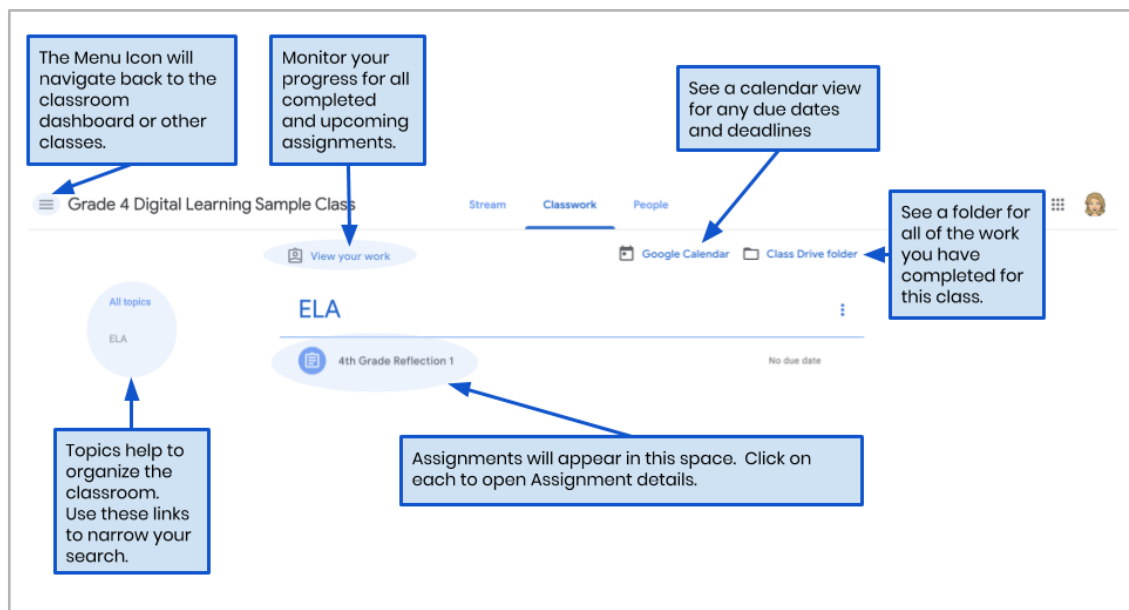


3. Once you have opened up your class, you will be brought to the Classroom homepage, otherwise



known as the “**Stream**”. See the image below to understand how to navigate and monitor this page:

4. Each Google Classroom has three main pages: the “Stream”, “Classwork”, and “People”:
- The **Stream** is your classroom home page. Watch this space for:
 - Updates about new materials and assignments
 - Announcements from your teachers
 - Questions and comments from students
 - The **Classwork** tab is where teachers will post assignments and share class materials for students to access.
 - The **People** tab lists the members of your class, including teachers and classmates, and gives you the option to email them directly.
5. As you access the **Classwork** tab, you will see a list of assignments and materials, organized by topic.



6. Click to expand an assignment to access instructions, assignment details, and hyperlinks to the activities and resources. See the image below to better understand how to navigate the assignment windows, communicate with your classmates and teacher, and submit your work.

Click on the Assignment Title to open the assignment details.

Students will have access to edit their work
When done "TURN IN" by clicking on the button in the upper right corner.

Access your assignment

Add attachments

Submit

Students can post questions and comments about the assignment here that will be seen by the whole class.

Send "Private Comments" to your teacher